

---

10 Byambee St 10 Byambee St, Kenmore QLD 4069, Australia

## Pre-Purchase Standard Property & Timber Pest Report

---



09th Sep, 2022

## PRE-PURCHASE STANDARD PROPERTY & TIMBER PEST REPORT

in accordance with AS 3660.1

Form: C3 - 4th March 2015

Report number:	BP-A1-5049
Inspection Date:	09th Sep, 2022
Property Address	10 Byambee St 10 Byambee St, Kenmore QLD 4069, Australia

### Service

As requested and agreed with the Client, the inspection carried out by the Building Consultant and Timber Pest Detection Consultant is a Standard Property & Timber Pest Report comprising a Property Report and a Timber Pest Report.

"Client" means the person or persons, for whom the Report was carried out or their Principal (i.e. the person or persons for whom the report is being obtained).

"Building Consultant" means a person, business or company who is qualified and experienced to undertake a pre-purchase inspection in accordance with Australian Standard AS 4349.1-2007 'Inspection of Buildings. Part 1: Pre-Purchase Inspections - Residential Buildings'. The consultant must also meet any Government licensing requirement, where applicable.

"Timber Pest Detection Consultant" means person who meets the minimum skills requirement set out in the current Australian Standard AS 4349.3 Inspections of Buildings. Part 3: Timber Pest Inspection Reports or state/territory legislation requirements beyond this Standard, where applicable.

This Standard Property & Timber Pest Report was produced for the exclusive use of the Client. The consultant, their company or firm is not liable for any reliance placed on this report by any third party.

### Terms on which this report was prepared

#### Property report

**PURPOSE OF INSPECTION** The purpose of this inspection is to provide advice to the Client regarding the condition of the Building & Site at the time of inspection.

**SCOPE OF INSPECTION** This Report only covers or deals with any evidence of: Structural Damage; Conditions Conducive to Structural Damage; any Major Defect in the condition of Secondary Elements and Finishing Elements; collective (but not individual) Minor Defects; and any Serious Safety Hazard discernible at the time of inspection. The inspection is limited to the Readily Accessible Areas of the Building & Site (see Note below) and is based on a visual examination of surface work (excluding furniture and stored items), and the carrying out of Tests.

Note. With strata and company title properties, the inspection was limited to the interior and the immediate exterior of the particular residence inspected. Common property was not inspected.

"Structural Damage" means a significant impairment to the integrity of the whole or part of the Structure falling into one or more of the following categories:

- Structural Cracking and Movement - major (full depth) cracking forming in Primary Elements resulting from differential movement between or within the elements of construction, such as foundations, footings, floors, walls and roofs.
- Deformation - an abnormal change of shape of Primary Elements resulting from the application of load(s).
- Dampness - the presence of moisture within the building, which is causing consequential damage to Primary Elements.

- (d) Structural Timber Pest Damage - structural failure, i.e. an obvious weak spot, deformation or even collapse of timber Primary Elements resulting from attack by one or more of the following wood destroying agents: chemical delignification; fungal decay; wood borers; and termites.

"Structure" means the loadbearing part of the building, comprising the Primary Elements.

"Primary Elements" means those parts of the building providing the basic loadbearing capacity to the Structure, such as foundations, footings, floor framing, loadbearing walls, beams or columns. The term 'Primary Elements' also includes other structural building elements including: those that provide a level of personal protection such as handrails; floor-to-floor access such as stairways; and the structural flooring of the building such as floorboards.

"Conditions Conducive to Structural Damage" means noticeable building deficiencies or environmental factors that may contribute to the occurrence of Structural Damage.

"Major Defect" means defect of significant magnitude where rectification has to be carried out in order to avoid unsafe conditions, loss of utility or further deterioration of the property.

"Secondary Elements" means those parts of the building not providing loadbearing capacity to the Structure, or those non-essential elements which, in the main, perform a completion role around openings in Primary Elements and the building in general such as non-loadbearing walls, partitions, wall linings, ceilings, chimneys, flashings, windows, glazing or doors.

"Finishing Elements" means the fixtures, fittings and finishes applied or affixed to Primary Elements and Secondary Elements such as baths, water closets, vanity basins, kitchen cupboards, door furniture, window hardware, render, floor and wall tiles, trim or paint. The term 'Finishing Elements' does not include furniture or soft floor coverings such as carpet and lino.

"Minor Defect" means defect other than a Major Defect.

"Serious Safety Hazard" means any item that may constitute an immediate or imminent risk to life, health or property. Occupational, health and safety or any other consequence of these hazards has not been assessed.

"Tests" means where appropriate the carrying out of tests using the following procedures and instruments:

- (a) Dampness Tests - additional attention to the visual examination was given to those accessible areas which the consultant's experience has shown to be particularly susceptible to damp problems. Instrument testing using electronic moisture detecting meter of those areas and other visible accessible elements of construction showing evidence of dampness was performed.
- (b) Physical Tests - the following physical actions undertaken by the consultant: opening and shutting of doors, windows and draws; operation of taps; water testing of shower recesses; and the tapping of tiles and wall plaster.

ACCEPTANCE CRITERIA The building was compared with a building that was constructed in accordance with the generally accepted practice at the time of construction and which has been maintained such that there has been no significant loss of strength and serviceability.

Unless noted in "Special Conditions or Instructions", the Report assumes that the existing use of the building will continue.

This Report only records the observations and conclusions of the Consultant about the readily observable state of the property at the time of inspection. The Report therefore cannot deal with:

- (a) possible concealment of defects, including but not limited to, defects concealed by lack of accessibility, obstructions such as furniture, wall linings and floor coverings, or by applied finishes such as render and paint; and
- (b) undetectable or latent defects, including but not limited to, defects that may not be apparent at the time of inspection due to seasonal changes, recent or prevailing weather conditions, and whether or not services have been used some time prior to the inspection being carried out.

These matters outlined above in (a) & (b) are excluded from consideration in this Report.

If the Client has any doubt about the purpose, scope and acceptance criteria on which the Report was based please discuss your concerns with the Consultant on receipt of the Report.

The Client acknowledges that, unless stated otherwise, the Client as a matter of urgency should implement any recommendation or advice given in this Report.

## LIMITATIONS

The Client acknowledges:

1. 'Visual only' inspections are not recommended. A visual only inspection may be of limited use to the Client. In addition to a visual inspection, to thoroughly inspect the Readily Accessible Areas of the property requires the Consultant to carry out when ever necessary appropriate Tests.
2. This Report does not include the inspection and assessment of items or matters outside the scope of the requested inspection and report. Other items or matters may be the subject of a Special-Purpose Inspection Report, which is adequately specified (see Exclusions below).
3. This Report does not include the inspection and assessment of items or matters that do not fall within the Consultant's direct expertise.
4. The inspection only covered the Readily Accessible Areas of the property. The inspection did not include areas, which were inaccessible, not readily accessible or obstructed at the time of inspection. Obstructions are defined as any condition or physical limitation which inhibits or prevents inspection and may include - but are not limited to - roofing, fixed ceilings, wall linings, floor coverings, fixtures, fittings, furniture, clothes, stored articles/materials, thermal insulation, sarking, pipe/duct work, builder's debris, vegetation, pavements or earth.
5. Australian Standard AS4349.0-2007 Inspection of Buildings, Part 0: General Requirements recognises that a property report is not a warranty or an insurance policy against problems developing with the building in the future.
6. This Report was produced for the use of the Client. The Consultant is not liable for any reliance placed on this report by any third party.

## EXCLUSIONS

The Client acknowledges that this Report does not cover or deal with:

- (i) any individual Minor Defect;
- (ii) solving or providing costs for any rectification or repair work;
- (iii) the structural design or adequacy of any element of construction;
- (iv) detection of wood destroying insects such as termites and wood borers;
- (v) the operation of fireplaces and chimneys;
- (vi) any services including building, engineering (electronic), fire and smoke detection or mechanical;
- (vii) lighting or energy efficiency;
- (viii) any swimming pools and associated pool equipment or spa baths and spa equipment or the like;
- (ix) any appliances such as dishwashers, insinkerators, ovens, stoves and ducted vacuum systems;
- (x) a review of occupational, health or safety issues such as asbestos content, the provision of safety glass or the use of lead based paints;
- (xi) a review of environmental or health or biological risks such as toxic mould;
- (xii) whether the building complies with the provisions of any building Act, code, regulation(s) or by-laws;
- (xiii) whether the ground on which the building rests has been filled, is liable to subside, swell or shrink, is subject to landslip or tidal inundation, or if it is flood prone; ; and
- (xiv) in the case of strata and company title properties, the inspection of common property areas or strata/company records.

Any of the above matters may be the subject of a special-purpose inspection report, which is adequately specified and undertaken by an appropriately qualified inspector.

## TIMBER PEST REPORT

**PURPOSE** The purpose of this inspection is to assist the Client to identify and understand any Timber Pest issues observed at the time of inspection.

**SCOPE OF INSPECTION** This Report only deals with the detection or non detection of Timber Pest Attack and Conditions Conducive to Timber Pest Attack discernible at the time of inspection. The inspection was limited to the Readily Accessible Areas of the Building & Site (see Note below) and was based on a visual examination of surface work (excluding furniture and stored items), and the carrying out of Tests.

Note. With strata and company title properties, the inspection was limited to the interior and the immediate exterior of the particular residence inspected. Common property was not inspected.

"Timber Pest Attack" means Timber Pest Activity and/or Timber Pest Damage.

"Timber Pest Activity" means telltale signs associated with 'active' (live) and/or 'inactive' (absence of live) Timber Pests at the time of inspection.

"Timber Pest Damage" means noticeable impairments to the integrity of timber and other susceptible materials resulting from attack by Timber Pests.

"Major Safety Hazard" Any item that may constitute an immediate or imminent risk to life, health or property resulting directly from Timber Pest Attack. Occupational, health and safety or any other consequence of these hazards has not been assessed.

"Conditions Conducive to Timber Pest Attack" means noticeable building deficiencies or environmental factors that may contribute to the presence of Timber Pests.

"Timber Pests" means one or more of the following wood destroying agents which attack timber in service and affect its structural properties:

- (a) Chemical Delignification - the breakdown of timber through chemical action.
- (b) Fungal Decay - the microbiological degradation of timber caused by soft rot fungi and decay fungi, but does not include mould, which is a type of fungus that does not structurally damage wood.
- (c) Wood Borers - wood destroying insects belonging to the order 'Coleoptera' which commonly attack seasoned timber.
- (d) Termites - wood destroying insects belonging to the order 'Isoptera' which commonly attack seasoned timber.

"Tests" means additional attention to the visual examination was given to those accessible areas which the consultant's experience has shown to be particularly susceptible to attack by Timber Pests. Instrument Testing of those areas and other visible accessible timbers/materials/areas showing evidence of attack was performed.

"Instrument Testing" means where appropriate the carrying out of Tests using the following techniques and instruments:

- (a) electronic moisture detecting meter - an instrument used for assessing the moisture content of building elements;
- (b) stethoscope - an instrument used to hear sounds made by termites within building elements;
- (c) probing - a technique where timber and other materials/areas are penetrated with a sharp instrument (e.g. bradawl or pocket knife), but does not include probing of decorative timbers or finishes, or the drilling of timber and trees; and
- (d) sounding - a technique where timber is tapped with a solid object.

"Subterranean Termite Management Proposal" A written proposal in accordance with Australian Standard AS 3660.2 to treat a known subterranean termite infestation and/or manage the risk of concealed subterranean termite access to buildings and structures.

ACCEPTANCE CRITERIA Unless noted in "Special Conditions or Instructions", the building being inspected was compared with a similar building. To the Consultant's knowledge the similar building used for comparison was constructed in accordance with generally accepted timber pest management practices and has since been maintained during all its life not to attract or support timber pest infestation.

Unless noted in "Special Conditions or Instructions", this Report assumes that the existing use of the building will continue.

This Report only records the observations and conclusions of the Consultant about the readily observable state of the property at the time of inspection. This Report therefore cannot deal with:

- (a) possible concealment of defects, including but not limited to, defects concealed by lack of accessibility, obstructions such as furniture, wall linings and floor coverings, or by applied finishes such as render and paint; and
- (b) undetectable or latent defects, including but not limited to, defects that may not be apparent at the time of inspection due to seasonal changes, recent or prevailing weather conditions, and whether or not services have been used some time prior to the inspection being carried out.

These matters outlined above in (a) & (b) are excluded from consideration in this Report.

If the Client has any doubt about the purpose, scope and acceptance criteria on which this Report was based please discuss your concerns with the Consultant on receipt of this Report.

The Client acknowledges that, unless stated otherwise, the Client as a matter of urgency should implement any recommendation or advice given in this Report.

## LIMITATIONS

The Client acknowledges:

1. This Report does not include the inspection and assessment of matters outside the scope of the requested inspection and report.
2. The inspection only covered the Readily Accessible Areas of the Building and Site. The inspection did not include areas which were inaccessible, not readily accessible or obstructed at the time of inspection. Obstructions are defined as any condition or physical limitation which inhibits or prevents inspection and may include - but are not limited to - roofing, fixed ceilings, wall linings, floor coverings, fixtures, fittings, furniture, clothes, stored articles/materials, thermal insulation, sarking, pipe/duct work, builder's debris, vegetation, pavements or earth.
3. The detection of drywood termites may be extremely difficult due to the small size of the colonies. No warranty of absence of these termites is given.
4. European House Borer (*Hylotrupes bajulus*) attack is difficult to detect in the early stages of infestation as the galleries of boring larvae rarely break through the affected timber surface. No warranty of absence of these borers is given. Regular inspections including the carrying out of appropriate tests are required to help monitor susceptible timbers.
5. This is not a structural damage report. Neither is this a warranty as to the absence of Timber Pest Attack.
6. If the inspection was limited to any particular type(s) of timber pest (e.g. subterranean termites), then this would be the subject of a Special-Purpose Inspection Report, which is adequately specified.
7. This Report does not cover or deal with environmental risk assessment or biological risks not associated with Timber Pests (e.g. toxic mould) or occupational, health or safety issues. Such advice may be the subject of a Special-Purpose Inspection Report which is adequately specified and must be undertaken by an appropriately qualified inspector. The choice of such inspector is a matter for the Client.
8. This Report has been produced for the use of the Client. The Consultant or their firm or company are not liable for any reliance placed on this report by any third party.

## EXCLUSIONS

The Client acknowledges that:

1. This Report does not deal with any timber pest preventative or treatment measures, or provide costs for the control, rectification or prevention of attack by timber pests. However, this additional information or advice may be the subject of a timber pest management proposal which is adequately specified.

## Special conditions or instructions

Special conditions or instructions	There are no special conditions or instructions.
------------------------------------	--

## The parties

Pre-engagement inspection agreement number:	5049
Name of Client:	Rahul Sharma
Name of Principal:	NA
Address of Client:	NA
Client's email:	sharmarahul4@gmail.com
Client's telephone number:	0402541698

## SECTION A RESULTS OF INSPECTION - SUMMARY

This Summary is not the Report. The following Report MUST be read in full in conjunction with this Summary. If there is a discrepancy between the information provided in this Summary and that contained within the body of the Report, the information in the body of the Report shall override this Summary.

### PROPERTY REPORT - SUMMARY

In respect of significant items:

Evidence of Serious Safety Hazards	was observed - see Section D, Item D1
Evidence of Major Defects	was observed - see Section D, Item D2 - D21
Evidence of Minor Defects	was not observed
Due to the level of accessibility for inspection including the presence of obstructions, the overall degree of risk of undetected defects including structural damage and conditions conducive to structural damage was considered:	Extremely High. See Section C for details

A further inspection is strongly recommended of those areas that were not readily accessible and of inaccessible or obstructed areas once access has been provided or the obstruction removed. This will involve a separate visit to the site, permission from the owner of the property and additional cost.

Unless stated otherwise, any recommendation or advice given in this Report should be implemented as a matter of urgency.

Ensure all joins to the wet areas are sealed to reduce the risk of water leaks and penetration.

Ensure all exposed timbers are painted/sealed to prevent the risk of deterioration

Ensure top and bottom edges of all doors been painted properly (Internal & External Doors - Including sliding cavity doors)

Ensure all taps penetration points (Shower, Rose head and Spout) at the wet areas been sealed properly

For further information including advice on the implementation of a preventative maintenance program see Section G "Important Notes".	
---	--

### TIMBER PEST REPORT - SUMMARY

In respect of significant items:

Evidence of active (live) termites	was not found
Evidence of termite activity (including workings) and/or damage	was found - See Item E3
Evidence of a possible previous termite management program	was not found
The next inspection to help detect any future termite attack is recommended in	1months
Evidence of chemical delignification damage	was not found
Evidence of fungal decay activity and/or damage	was found - See Item E7
Evidence of wood borer activity and/or damage	was not found
Evidence of conditions conducive to timber pest attack	was found - See Items E9 - E13
Evidence of major safety hazards	was found - See Item E14
Due to the level of accessibility for inspection including the presence of obstructions, the overall degree of risk of undetected timber pest attack and conditions conducive to timber pest attack was considered	Extremely High. See section C for details

A further inspection is strongly recommended of those areas that were not readily accessible and of inaccessible or obstructed areas once access has been provided or the obstruction removed. This will involve a separate visit to the site, permission from the owner of the property and additional cost.

Unless stated otherwise, any recommendation or advice given in this Report should be implemented as a matter of urgency.

For further information including advice on how to help protect against financial loss due to timber pest attack see Section G "Important Notes".	
---	--

## SECTION B GENERAL

The records of the appropriate local authority should be checked to determine or confirm:

- whether the ground on which the building rests has been filled, is liable to subside, is subject to landslip or tidal inundation, or if it is flood prone;
- the status of the property and services (e.g. compliance of the building with the provisions of any building Act, code, regulation or by-laws); and
- whether council has issued a building certificate or other notice for the dwelling.

Where appropriate, legal advice (e.g. from a solicitor) should be sought to explain title and ownership matters and to deal with matters concerning easements, covenants, restrictions, zoning certificates and all other law-related matters.

### GENERAL DESCRIPTION OF THE PROPERTY

Residential building type:	Detached house
Number of storeys:	Two storey.



Approximate building age:	40 years
Approximate year when the property was extended:	Not applicable
Smoke detectors:	5 fitted, but not tested
Siting of the building:	Towards the front of a medium block.
Gradient:	The land is sloping
Site drainage:	The site appears to be poorly drained.
Access:	Reasonable pedestrian and vehicular access
Main utility services:	The following services were connected:, Electricity, Water, Sewer
Occupancy status:	Unoccupied and unfurnished
Orientation (to establish the way the property was viewed):	The facade of the building faces east Note. For the purpose of this report the façade of the building contains the main entrance door.
Prevailing weather conditions at the time of inspection:	Dry

#### PRIMARY METHOD OF CONSTRUCTION

Main building - floor construction:	Slab on Ground, Suspended Timber Flooring
Main building - wall construction:	Timber Frame, Double Brick, Single Skin Masonary
Main building - roof construction:	Timber framed, Concrete Tile
Other building elements:	Doors, Reveals, Architraves, Skirtings, Mouldings, Cabinets, Fencing, Facia/Barges
Additional Details:	
Overall standard of construction:	Reasonable
Overall quality of workmanship and materials:	Reasonable
Level of maintenance:	Reasonably maintained

#### INCOMPLETE CONSTRUCTION

Was evidence of the original construction and any alterations or additions to the building not complete in the work synonymous with construction noted (but does not include building services)?	Yes, the following evidence was found
Incomplete construction evidence:	

Note. This is only a general observation/comment except where any part of the building structure is, or is likely to be, at risk due to this condition.

### Incomplete Construction Photo

Comments	We recommend obtaining (From Vendors) Council approvals and certificates for the Converted Garage to the Habitable space.
----------	---

### ACCOMMODATION & SIGNIFICANT ANCILLARIES

Room Type: Living rooms	Quantity: 2
Room Type: Bedrooms	Quantity: 3
Room Type: Bathroom/Ensuite	Quantity: 2
Room Type: Separate toilet	Quantity: 1

### PARKING

Type: Attached Garage	Quantity: 2
-----------------------	-------------

## SECTION C ACCESSIBILITY

Unless noted in "Special Conditions or Instructions", the inspection only covered the Readily Accessible Areas of the Building & Site (see Note below).

Note. With strata and company title properties, the inspection was limited to the interior and the immediate exterior of the particular residence inspected. Common property was not inspected.

"Readily Accessible Areas" means areas which can be easily and safely inspected without injury to person or property, are up to 3.6 metres above ground or floor levels, in roof spaces where the minimum area of accessibility is not less than 600 mm high by 600 mm wide and subfloor spaces where the minimum area of accessibility is not less than 400 mm high by 600 mm wide, providing the spaces or areas permit entry. The term 'readily accessible' also includes:

- (a) accessible subfloor areas on a sloping site where the minimum clearance is not less than 150 mm high, provided that the area is not more than 2 metres from a point with conforming clearance (i.e. 400 mm high by 600 mm wide); and
- (b) areas at the eaves of accessible roof spaces that are within the consultant's unobstructed line of sight and within arm's length from a point with conforming clearance (i.e. 600 mm high by 600 mm wide).

"Building & Site" means the inspection of the nominated residence together with relevant features including any car accommodation, detached laundry, ablution facilities and garden sheds, retaining walls more than 700 mm high, paths and driveways, steps, fencing, earth, embankments, surface water drainage and stormwater run-off within 30 m of the building, but within the property boundaries.

For the Timber Pest Report, the term "Building & Site" is extended to include the main building (or main buildings in the case of a building complex) and all timber structures (such as outbuildings, landscaping, retaining walls, fences, bridges, trees and stumps with a diameter greater than 100 mm and timber embedded in soil) and the land within the property boundaries up to a distance of 50 metres from the main building(s).

The inspection did not include areas, which were inaccessible, not readily accessible or obstructed at the time of inspection. Areas, which are not normally accessible, were not inspected and include - but not limited to - the interior of a flat roof or beneath a suspended floor filled with earth. Obstructions are defined as any condition or physical limitation which inhibits or prevents inspection and may include - but are not limited to - roofing, fixed ceilings, wall linings, floor coverings, fixtures, fittings, furniture, clothes, stored articles/materials, thermal insulation, sarking, pipe/duct work, builder's debris, vegetation, pavements or earth.

### AREAS INSPECTED

The inspection covered the Readily Accessible Areas of the property	Building Interior, Building Exterior, Roof Exterior, Roof Space, Subfloor Space, The site including fences
Additional comments:	

## STRATA OR COMPANY TITLE PROPERTIES

Was the inspection of a strata or company title property (eg a home unit or townhouse)?	No
Was the inspection limited to assessing the interior or exterior of a particular unit?	No
Additional comments:	

## OBSTRUCTIONS

Were there any obstructions that may conceal possible defects?	The following obstructions may conceal defects:
--	---

### Obstruction Photos



Showing samples of Obstructions



Showing samples of Obstructions



Showing samples of Obstructions



Showing samples of Obstructions



Showing samples of Obstructions



Showing samples of Obstructions

Comments	Example of obstructions (e.g. Internal/External walls, floors, ceiling coverings, cabinets, vegetation, water tank, furniture and stored items, windows furnishings, insulation and ducted AC to the roof space, gutter mesh, etc.)
----------	---

## INACCESSIBLE AREAS

Were there any normally accessible areas that did not permit entry?	There was no inspection of:
---	-----------------------------

### Inaccessible Area Photos

Comments	Roof space been partially inspected from manhole due to the limited access and obstruction presence (Like Insulation, Ducting or stored items), Approximately %25 been visually inspected.
----------	--

## UNDETECTED DEFECT RISK ASSESSMENT

Due to the level of accessibility for inspection including the presence of obstructions, the overall degree of risk of undetected defects such as structural damage, conditions conducive to structural damage, timber pest attack and conditions conducive to timber pest attack was considered:	Extremely High
---	----------------

A further inspection is strongly recommended of areas that were not readily accessible, and of inaccessible or obstructed areas once access has been provided or the obstruction removed. This may require the moving, lifting or removal of obstructions such as floor coverings, furniture, stored items foliage and insulation. In some instances, it may also require the removal of ceiling and wall linings, and the cutting of traps and access holes. For further advice consult the person who carried out this report.

Recommend removing all walls and ceiling coverings around areas with high moisture to determine if there is any concealed damage to the framing.

Recommend removing all wall and ceiling coverings around areas with termite workings to determine if there is any concealed damage to the framing.

Ensure all Buildings, classified as Class 10 (Carport, Sheds, Pool & Retaining walls) have Council approvals and current Certifications.

Due to the extent of defects throughout the Building, we HIGHLY advise you to consult with a licensed Builder for full restoration/repairs to the affected areas.

Due to the year of built(Prior 1990) we highly recommend Asbestos testing(Physical Sampling & Lab Testing) been carried out to the suspected areas. Especially if you are planning to carry out Major Renovations.

Several internal/External Profiles(eg. Skirtings, Cornices, Door & Window reveals been replaced and painted over. Might be related to the old Termite damage. Further precautionary measures and additional assessments HIGHLY recommended, such as invasive investigation .

Additional comments:	
----------------------	--

## SECTION D PROPERTY REPORT

The following items and matters were reported on in accordance with the Scope of Inspection. For building elements not identified in this condition report, monitoring and normal maintenance must be carried out (see also Section G 'Important note').

### SERIOUS SAFETY HAZARDS

As a matter of course, in the interests of safety, and inspection and assessment of the electrical and plumbing/gas installations should be carried out by a suitably qualified person.

D1 Serious safety hazards: Evidence of any item or matter (within the Consultant's expertise) that may constitute a present or imminent serious safety hazard:	The following evidence was found
--	----------------------------------

### Safety Hazard Details



Showing toilet without lift-off hinges

Showing toilet without lift-off hinges

Toilet door with less than 1.2m clearance should be equipped with Lift off hinges. Engage a carpenter to rectify to reduce the risk of people becoming trapped inside.

### INSIDE CONDITION - MAJOR DEFECTS

Ceilings	The following evidence of Major Defects was found
----------	---

#### Ceiling Defects



Sagging and Creasing visible on ceiling plasterboards, Recommend repair by engaging a licensed Plasterer.



Sagging and Creasing visible on ceiling plasterboards, Recommend repair by engaging a licensed Plasterer.



Sagging and Creasing visible on ceiling plasterboards, Recommend repair by engaging a licensed Plasterer.



Sagging and Creasing visible on ceiling plasterboards, Recommend repair by engaging a licensed Plasterer.



Sagging and Creasing visible on ceiling plasterboards, Recommend repair by engaging a licensed Plasterer.



Sagging and Creasing visible on ceiling plasterboards, Recommend repair by engaging a licensed Plasterer.



Moisture/mould staining to ceiling, recommend engaging a Roofer to fix the upper roof to reduce the risk of water leaks from roof coverings, penetration & flashings



Moisture/mould staining to ceiling, recommend engaging a Roofer to fix the upper roof to reduce the risk of water leaks from roof coverings, penetration & flashings



Moisture/mould staining to ceiling, recommend engaging a Roofer to fix the upper roof to reduce the risk of water leaks from roof coverings, penetration & flashings

Internal Walls	The following evidence of Major Defects was found
----------------	---

### Internal Wall Defects



Diagonal crack patterns around openings, Due to the extent, pattern & width of cracks, highly advise to consult with a Licensed Structural Engineer.



Diagonal crack patterns around openings, Due to the extent, pattern & width of cracks, highly advise to consult with a Licensed Structural Engineer.



Diagonal crack patterns around openings, Due to the extent, pattern & width of cracks, highly advise to consult with a Licensed Structural Engineer.



Diagonal crack patterns around openings, Due to the extent, pattern & width of cracks, highly advise to consult with a Licensed Structural Engineer.



Diagonal crack patterns around openings, Due to the extent, pattern & width of cracks, highly advise to consult with a Licensed Structural Engineer.



Diagonal crack patterns around openings, Due to the extent, pattern & width of cracks, highly advise to consult with a Licensed Structural Engineer.



High moisture reading to walls adjacent to the Bathroom / Shower recess-Recommend engaging a Builder for further invasive investigation to ascertain cause and to determine if there is any concealed damage to the timber framing., Downstairs Bathroom



High moisture reading to walls adjacent to the Bathroom / Shower recess-Recommend engaging a Builder for further invasive investigation to ascertain cause and to determine if there is any concealed damage to the timber framing., Downstairs Bathroom



Common crack to parts of Internal walls (Fluctuations in temperature and humidity levels can cause framing members and drywall to expand and contract, resulting in cracking). Repair by engaging a licensed Plasterer / Painter.



Common crack to parts of Internal walls (Fluctuations in temperature and humidity levels can cause framing members and drywall to expand and contract, resulting in cracking). Repair by engaging a licensed Plasterer / Painter.



Termite damage noted to the Wall Skirting in Bedroom 2, Highly recommend engage a Builder for further investigation to determine the extent of damage and repair proposals.



Termite damage noted to the Wall Skirting in Bedroom 2, Highly recommend engage a Builder for further investigation to determine the extent of damage and repair proposals.



Termite damage noted to the Wall Skirting in Bedroom 2, Highly recommend engage a Builder for further investigation to determine the extent of damage and repair proposals.



Termite damage noted to the Wall Skirting in Bedroom 2, Highly recommend engage a Builder for further investigation to determine the extent of damage and repair proposals.

Floors	The following evidence of Major Defects was found
--------	---

## Floor Defects



Undulating/uneven floors - recommend engaging a Builder to assess appropriate method of rectification to prevent further deterioration.



Undulating/uneven floors - recommend engaging a Builder to assess appropriate method of rectification to prevent further deterioration.



Undulating/uneven floors - recommend engaging a Builder to assess appropriate method of rectification to prevent further deterioration.



Undulating/uneven floors - recommend engaging a Builder to assess appropriate method of rectification to prevent further deterioration.

Internal Joinery (e.g. doors, staircase, windows and all other woodwork, etc)	The following evidence of Major Defects was found
---	---

### Internal Joinery Defects



Water damage noted to window reveal, recommend proper sealing around window and replacing affected Timbers.



Water damage noted to window reveal, recommend proper sealing around window and replacing affected Timbers.



Water damage noted to window reveal, recommend proper sealing around window and replacing affected Timbers.



Built-in fittings (built in kitchen and other fittings, not including the appliances)	No evidence of Major Defect was found
Bathroom fittings	No evidence of Major Defect was found
Other inside detail (e.g. fireplaces, chimney breasts and the outside of flues)	Not inspected due to construction design
Roof space	No evidence of Major Defect was found
Subfloor space	The following evidence of Major Defects was found

**Subfloor Defects**



Signs of rising damp to the Brick walls to the Garage, recommend improving the surface drainage behind the wall.



Signs of rising damp to the Brick walls to the Garage, recommend improving the surface drainage behind the wall.



Signs of water damage to Timber flooring, especially around pipe penetration. Engage a Builder for further assessment and repair proposals.



Signs of water damage to Timber flooring, especially around pipe penetration. Engage a Builder for further assessment and repair proposals.



Signs of water damage to Timber flooring, especially around pipe penetration. Engage a Builder for further assessment and repair proposals.

**OUTSIDE CONDITION - MAJOR DEFECTS**

External walls	The following evidence of Major Defects was found
----------------	---

**External Wall Defects**



Movement cracking with Diagonal, Vertical, Horizontal pattern noted on the external wall, specifically around openings. A Structural Engineer should be consulted for further evaluation and advice prior to your purchase of the property.



Movement cracking with Diagonal, Vertical, Horizontal pattern noted on the external wall, specifically around openings. A Structural Engineer should be consulted for further evaluation and advice prior to your purchase of the property.



Movement cracking with Diagonal, Vertical, Horizontal pattern noted on the external wall, specifically around openings. A Structural Engineer should be consulted for further evaluation and advice prior to your purchase of the property.



Movement cracking with Diagonal, Vertical, Horizontal pattern noted on the external wall, specifically around openings. A Structural Engineer should be consulted for further evaluation and advice prior to your purchase of the property.



Movement cracking with Diagonal, Vertical, Horizontal pattern noted on the external wall, specifically around openings. A Structural Engineer should be consulted for further evaluation and advice prior to your purchase of the property.



Movement cracking with Diagonal, Vertical, Horizontal pattern noted on the external wall, specifically around openings. A Structural Engineer should be consulted for further evaluation and advice prior to your purchase of the property.



Movement cracking with Diagonal, Vertical, Horizontal pattern noted on the external wall, specifically around openings. A Structural Engineer should be consulted for further evaluation and advice prior to your purchase of the property.



Movement cracking with Diagonal, Vertical, Horizontal pattern noted on the external wall, specifically around openings. A Structural Engineer should be consulted for further evaluation and advice prior to your purchase of the property.



Movement cracking with Diagonal, Vertical, Horizontal pattern noted on the external wall, specifically around openings. A Structural Engineer should be consulted for further evaluation and advice prior to your purchase of the property.




Movement cracking with Diagonal, Vertical, Horizontal pattern noted on the external wall, specifically around openings. A Structural Engineer should be consulted for further evaluation and advice prior to your purchase of the property.

Windows	No evidence of Major Defect was found
External doors (including patio doors)	No evidence of Major Defect was found
Platforms (including verandahs, patios, decks and the like)	The following evidence of Major Defects was found

### Platform Defects



Ageing and weathering to the Timber decking including handrails/balustrades and floorboards, recommend repair/replacing damaged Timbers ASAP.



Ageing and weathering to the Timber decking including handrails/balustrades and floorboards, recommend repair/replacing damaged Timbers ASAP.



Ageing and weathering to the Timber decking including handrails/balustrades and floorboards, recommend repair/replacing damaged Timbers ASAP.



Ageing and weathering to the Timber decking including handrails/balustrades and floorboards, recommend repair/replacing damaged Timbers ASAP.



Ageing and weathering to the Timber decking including handrails/balustrades and floorboards, recommend repair/replacing damaged Timbers ASAP.



Ageing and weathering to the Timber decking including handrails/balustrades and floorboards, recommend repair/replacing damaged Timbers ASAP.



Ageing and weathering to the Timber decking including handrails/balustrades and floorboards, recommend repair/replacing damaged Timbers ASAP.



Ageing and weathering to the Timber decking including handrails/balustrades and floorboards, recommend repair/replacing damaged Timbers ASAP.



Ageing and weathering to the Timber decking including handrails/balustrades and floorboards, recommend repair/replacing damaged Timbers ASAP.



Ageing and weathering to the Timber decking including handrails/balustrades and floorboards, recommend repair/replacing damaged Timbers ASAP.



Ageing and weathering to the Timber decking including handrails/balustrades and floorboards, recommend repair/replacing damaged Timbers ASAP.

Other external primary elements	The following evidence of Major Defects was found
---------------------------------	---

Primary Element Defects



Aged, weathered and deteriorated fascia/ridge - needs repair/replacing.



Aged, weathered and deteriorated fascia/ridge - needs repair/replacing.

Other external secondary & finishing elements	No evidence of Major Defect was found
Roof exterior (including roof covering, penetrations, flashings)	The following evidence of Major Defects was found

### Roof Exterior Defects



Few chipped and dislocated tiles noted to roof exterior coverings, recommend engage a roofer to rectify.



Few chipped and dislocated tiles noted to roof exterior coverings, recommend engage a roofer to rectify.



Few chipped and dislocated tiles noted to roof exterior coverings, recommend engage a roofer to rectify.

Rainwater goods	The following evidence of Major Defects was found
-----------------	---


### Rainwater Defects



Few Downpipes damaged/cracked/dismounted or not properly connected to stormwater system- Recommend engaging a Plumber to repair & avoid the risk of foundation movement & other moisture related issues.



Few Downpipes damaged/cracked/dismounted or not properly connected to stormwater system- Recommend engaging a Plumber to repair & avoid the risk of foundation movement & other moisture related issues.



Gutters in several areas been blocked by debris, twigs and leaves. Needs cleaning to avoid ongoing leak issue and minimise risk of overflowing into Eave space and deterioration.



Gutters in several areas been blocked by debris, twigs and leaves. Needs cleaning to avoid ongoing leak issue and minimise risk of overflowing into Eave space and deterioration.

The grounds	The following evidence of Major Defects was found
-------------	---

### Grounds Defects



Showing undulations to the brick pavement on separate elevations, risk of water ponding and foundation movement.



Showing undulations to the brick pavement on separate elevations, risk of water ponding and foundation movement.



Poor surface drainage -needs improvement to reduce the risk of footing movement and other moisture related issues by properly diverting rain run offs away from building into collection point ( catch basin)



Poor surface drainage -needs improvement to reduce the risk of footing movement and other moisture related issues by properly diverting rain run offs away from building into collection point ( catch basin)

Walls & fences	The following evidence of Major Defects was found
----------------	---

### Wall & Fence Defects



Leaning fences to parts - recommend engaging a Builder or Fencer to rectify to prevent further deterioration.



Leaning fences to parts - recommend engaging a Builder or Fencer to rectify to prevent further deterioration.



Concrete block boundary walls leaning to parts, recommend engage a Builder to rectify.



Concrete block boundary walls leaning to parts, recommend engage a Builder to rectify.



Concrete block boundary walls leaning to parts, recommend engage a Builder to rectify.

Outbuildings	No evidence of Major Defect was found
--------------	---------------------------------------

### MINOR DEFECTS

D22 Minor defects: Monitoring and normal maintenance must be carried out (see also Section F 'Important note'). How many minor defects were noted?	some
--	------

<p>Comments on Minor Defects</p>	<p>Settlement/movement cracking to internal walls, Settlement/movement cracking to cornices, Minor settlement/movement cracking to external walls, paint blemishes and minor patch marks on separate walls. (Settlement Cracks: These are typical and generally patch and paint will suffice, however Monitoring these cracks advised for 12 months and if become wider or longer, you will need to contact a structural engineers to assess.)</p> <p>Seal Kitchen cabinetry junctions, including sink perimeter /Splash-back junctions and all fixings &amp; penetration points to improve sanitation and prolong their life expectancies.</p> <p>General ageing , denting, small holes, gouges, finishing timber damages, removed fixings , previous attempted repairs and wear and tear is evident in locations. Gapping is noted between finishing timbers, cornice, joinery and wall linings in locations. Recommendations: A qualified plasterer and painter should be engaged to assess and repair as required.</p> <p>Loose door knobs, A few windows need adjusting for smooth to glide smoothly, A few door latches need adjusting for smooth operation, Minor rusting is present, Scuff marks and paint blemishes.</p>
----------------------------------	---

## SECTION E TIMBER PEST REPORT

The following items were reported on in accordance with the Scope of Inspection

### TIMBER PEST ATTACK

E1 Active (live) termites	No evidence was found
E2 Subterranean termite management proposal	A Proposal is recommended
Additional Comments	NO current Termite Management System Identified. Recommend installing a chemical barrier IMMEDIATELY to reduce risk of Termite Attack.
E3 Termite workings and/or damage	The following evidence was found
The extent of any visible damage appears:	Localised
Additional Comments	Termite workings to the fence palings and posts, Termite workings to wall skirtings

### Termite Damage/Workings Photos



Showing evidence of Termite Workings



Showing evidence of Termite Workings



Showing evidence of Termite Workings






Showing evidence of Termite Workings

E4 Previous termite management program	No evidence was found.
E5 Frequency of future inspections: The next inspection to help detect termite attack is recommended in:	1 month
E6 Chemical delignification	No evidence was found.
E7 Fungal decay	The following evidence was found:
The extent of any visible damage appears:	Widespread
Additional Comments	Fungal decay to External Stairwell, especially threads and posts Fungal decay to timber decking

### Fungal Decay Photos



Showing evidence of Fungal Decay



Showing evidence of Fungal Decay



Showing evidence of Fungal Decay



Showing evidence of Fungal Decay



Showing evidence of Fungal Decay



Showing evidence of Fungal Decay



Showing evidence of Fungal Decay



Showing evidence of Fungal Decay

E8 Wood borers	No evidence was found.
----------------	------------------------

### CONDITIONS CONDUCIVE TO TIMBER PEST ATTACK

The Consultant sought evidence of noticeable building deficiencies or environmental factors that may contribute to the presence of timber pests. In respect of moisture management issues, the inspection included the potential for or presence of water or dampness in unintended locations.

E9 Lack of adequate subfloor ventilation	Not applicable due to construction design
E10 The presence of excessive moisture	The following evidence was found
Additional Comments	AC overflow discharging next to the building, recommend diverting away from the building or connect to a suitable drain.

### Excessive Moisture Photos



Showing samples of Excessive Moisture

E11 Bridging or breaching of termite barriers and inspection zones	No evidence was found
E12 Untreated or non-durable timber used in a hazardous environment	No evidence was found
E13 Other conditions conducive to timber pest attack	No evidence was found

### MAJOR SAFETY HAZARDS

The Consultant sought evidence of any item or matter (within the Consultant's expertise) that may constitute a present or imminent major safety hazard. For example, evidence of the imminent collapse of a structural member and other building elements made unsafe by timber pest attack.

E14 Major safety hazards	The following evidence was found
Location	Rear and front deck
Details of Evidence	Extensive ageing and weathering to Timber handrails/balustrades, recommend repair/replacing damaged Timbers ASAP.

### Safety Hazard Photos



Showing evidence of Timber Safety Hazard Showing evidence of Timber Safety Hazard Showing evidence of Timber Safety Hazard



Showing evidence of Timber Safety Hazard



Showing evidence of Timber Safety Hazard



Showing evidence of Timber Safety Hazard



Showing evidence of Timber Safety Hazard

## SECTION F CONCLUSION

Your attention is drawn to the advice contained in the Terms and Conditions of this Report including any special conditions or instructions that need to be considered in relation to this Report.

### PROPERTY REPORT

The incidence of Major Defects in this property in comparison to the average condition of similar buildings of approximately the same age that have been reasonably well maintained was considered:	Above Average (Warning: Read report contents Carefully)
The incidence of Minor Defects in this property in comparison to the average condition of similar buildings of approximately the same age that have been reasonably well maintained was considered:	Average
In conclusion, following the inspection of surface work in the readily accessible areas of the property, the overall condition of the building relative to the average condition of similar buildings of approximately the same age that have been reasonably well maintained was considered:	Below Average (Warning: Read Report Contents Carefully)
Additional Notes:	

### TIMBER PEST REPORT

Treatment of Timber Pest Attack is required.	No
In addition to this Report a Subterranean Termite Management Proposal to help manage the risk of future subterranean termite access to buildings and structures is	Recommended - see Item E2
Removal of Conditions Conducive to Timber Pest Attack is necessary.	Yes, as detailed in Section E
Due to the susceptibility of the property to sustaining Timber Pest Attack the next inspection is recommended	in 1 Month
Additional Notes:	

## SECTION G IMPORTANT NOTES

### PROPERTY REPORT - IMPORTANT NOTE

Australian Standard AS4349.0-2007 Inspection of Buildings, Part 0: General Requirements recognises that a property report is not a warranty or an insurance policy against problems developing with the building in the future. Accordingly, a preventative maintenance program should be implemented for the property which includes systematic inspections, detection and prevention of incipient failure. Please contact the Consultant who carried out this inspection for further advice.

### TIMBER PEST REPORT - RISK MANAGEMENT OPTIONS

To help protect against financial loss, it is essential that the building owner immediately control or rectify any evidence of destructive timber pest activity or damage identified in this Report. The Client should further investigate any high risk area where access was not gained. It is strongly advised that appropriate steps be taken to remove, rectify or monitor any evidence of conditions conducive to timber pest attack.

To help minimise the risk of any future loss, the Client should consider whether the following options to further protect their investment against timber pest infestation are appropriate for their circumstances:

Undertake thorough regular inspections at intervals not exceeding twelve months or more frequent inspections where the risk of timber pest attack is high or the building type is susceptible to attack. To further reduce the risk of subterranean termite attack, implement a management program in accordance with Australian Standard AS 3660. This may include the installation of a monitoring and/or baiting system, or chemical and/or physical barrier. However, AS 3660 stresses that subterranean termites can bridge or breach barrier systems and inspection zones and that thorough regular inspections of the building are necessary.

If the Client has any queries or concerns regarding this Report, or the Client requires further information on a risk management program, please do not hesitate to contact the person who carried out this Inspection.

## SECTION H ADDITIONAL COMMENTS

Additional comments	The following additional comments are noted
---------------------	---

Additional comments	<p>The following lists DO NOT form part of the inspection:((Electrical, Plumbing, Appliances Inspection, Surveying, Geo Technical, Air Conditioning, Structural Engineering, Council Compliance, Asbestos (if your house was built after 2003, it is unlikely that it would have any asbestos containing materials), Fire Alarm/smoke Alarm technician, Fire Engineer))</p> <p>Please note that no council approval checks are carried out during the inspection. We strongly recommend that you ensure any required approvals are in place prior to your purchase.</p> <p>A 10-year phased rollout of interconnected photoelectric smoke alarms in Queensland will happen over three specific periods starting from 1 January 2017.</p> <p>What does this mean for your home? To comply with legislation, interconnected photoelectric smoke alarms are required:</p> <ul style="list-style-type: none"> <li>* From 1 January 2017: in all new dwellings and substantially renovated dwellings (this applies to building applications submitted from 1 January 2017).</li> <li>* From 1 January 2022: in all domestic dwellings leased and sold.</li> <li>* From 1 January 2027: in all other domestic dwellings.</li> </ul> <p>* Inaccessible roof void sections due to access limitations and or insulation and ducting. This area was viewed from the manhole only due to limited access.</p> <p>* Exterior areas where applicable including behind vegetation, hot water systems, air conditioning units, sheds, stored items and water tanks have reduced the ability for a clear visual inspection.</p> <p>* Please note that testing of dishwashers, washing machines, intercoms and other general appliances do not form part of the inspection.</p> <p>* Please note that alarms, security systems and irrigation installations do not form part of the inspection .</p> <p>* Doors and windows throughout the property are not key tested during the inspection. We recommend you ensure that all keys are available and function correctly with the seller prior to your purchase.</p> <p>* Air conditioning units in locations and water tank pump were not able to be tested. We recommend you ensure that all units are fully functional prior to your purchase.</p> <p>* Due to the property being vacant at the time of the inspection an accurate assessment of moisture could not be achieved.</p> <p>* Ensure all Rainwater Goods (Gutters, Downpipes, Rain harvesting equipments) been cleaned regularly, debris free. (Min two times a year highly advised). Any blockages or clogged system might lead into overflowing and creating conducive conditions to damage Main Building Structures (Timber frame structure, Soffit sheets, internal Ceiling panels &amp; etc.)</p> <p>QBCC Licenced Building, Pest &amp; Pool Inspection Firm (Lic. No. :15234098)</p> <p>Any questions about the Report's contents, kindly contact our office: 0401018030 (8am -5pm)</p>
---------------------	--

**SECTION I ANNEXURES TO THIS REPORT**

Annexures to this report	The following are attached
--------------------------	----------------------------

Annexure Photos



Roof photos taken by Drone



Roof photos taken by Drone



Roof photos taken by Drone



Roof photos taken by Drone



Roof photos taken by Drone



Roof photos taken by Drone



Roof photos taken by Drone



Roof photos taken by Drone



Roof photos taken by Drone



Roof photos taken by Drone

Roof photos taken by Drone

Roof photos taken by Drone



Thermal Imaging Camera and Moisture Detector photos



Thermal Imaging Camera and Moisture Detector photos



Thermal Imaging Camera and Moisture Detector photos



Thermal Imaging Camera and Moisture Detector photos



Showing General photos



Showing General photos



Showing General photos



Showing General photos



Showing General photos



Showing General photos



Showing General photos



Showing General photos





Showing General photos



Showing General photos



Showing General photos



Showing General photos



Showing General photos



Showing General photos



Showing General photos



Showing General photos



Showing General photos



Showing General photos



Showing General photos

## SECTION J CERTIFICATION

This document certifies that the property described in this Report has been inspected by the Building Consultant & Timber Pest Detection Consultant in accordance with the level of service requested by the Client and the Terms and Conditions set out in this Report, and in accordance with the current edition of the Report Systems Australia (RSA) Handbooks Standard Property Inspection Reports 'Uniform Inspection Guidelines for Building Consultants' & Timber Pest Detection Reports 'Uniform Inspection Guidelines for Timber Pest Detection Consultants'.

Name:	A1 Building & Pest Consultancy
Licence No:	15234098
Authorised Signatory:	
Date of Issue:	09th Sep, 2022